












Maintenance Schedule

GS, MA, TH type

| Items | Pre-ride Check ▶ P. 56 | Frequency*1 | | | | | | | | Annual Check | Regular Replace | Refer to page |
|-------------------------------------|---|-------------|-----|--|----|----|----|----|----|--------------|-----------------|---------------|
| | | × 1,000 km | 1 | 6 | 12 | 18 | 24 | 30 | 36 | | | |
| | | × 1,000 mi | 0.6 | 4 | 8 | 12 | 16 | 20 | 24 | | | |
| Fuel Line |  | | | | I | | I | | I | I | | - |
| Fuel Level | | I | | | | | | | | | | 46 |
| Throttle Operation |  | I | | | I | | I | | I | I | | 91 |
| Air Cleaner*2 |  | | | | | R | | | R | | | - |
| Crankcase Breather*3 | | | | C | C | C | C | C | C | | | - |
| Spark Plug |  | | | Every 24,000 km (16,000 mi) I , Every 48,000 km (32,000 mi) R | | | | | | | | - |
| Valve Clearance |  | | | | | | | I | | | | - |
| Engine Oil | | I | R | | R | | R | | R | R | | 79 |
| Engine Oil Filter | | | R | | | | R | | | | | - |
| Engine Idle Speed |  | | | | I | | I | | I | I | | - |
| Radiator Coolant*4 | | I | | | I | | I | | I | I | 3 Years | 81 |
| Cooling System |  | | | | I | | I | | I | I | | - |
| Secondary Air Supply System |  | | | | | | I | | | | | - |
| Evaporative Emission Control System |  | | | | | | I | | | | | - |

Maintenance Level

-  : Intermediate. We recommend service by your dealer, unless you have the necessary tools and are mechanically skilled.
Procedures are provided in an official Honda Shop Manual.
-  : Technical. In the interest of safety, have your vehicle serviced by your dealer.

Maintenance Legend

- I** : Inspect (clean, adjust, lubricate, or replace, if necessary)
- L** : Lubricate
- R** : Replace
- C** : Clean

| Items | Pre-ride Check P. 56 | Frequency*1 | | | | | | | | Annual Check | Regular Replace | Refer to page |
|---------------------------|----------------------------|-------------|-----|------------------------------|----|----|----|----|----|-----------------|--------------------|---------------------|
| | | × 1,000 km | 1 | 6 | 12 | 18 | 24 | 30 | 36 | | | |
| | | × 1,000 mi | 0.6 | 4 | 8 | 12 | 16 | 20 | 24 | | | |
| Drive Chain | I | | | Every 1,000 km (600 mi): I L | | | | | | | | 87 |
| Drive Chain Slider | | | | | I | | I | | I | | | – |
| Brake Fluid*4 | I | | | I | I | I | I | I | I | I | 2 Years | 83 |
| Brake Pads Wear | I | | | I | I | I | I | I | I | I | | 84 |
| Brake System | | | | | I | | I | | I | I | | 56 |
| Brakelight Switch | | | | | I | | I | | I | I | | 85 |
| Headlight Aim | | | | | I | | I | | I | I | | – |
| Lights/Horn | I | | | | | | | | | | | – |
| Engine Stop Switch | I | | | | | | | | | | | 40 |
| Clutch System | I | | | I | I | I | I | I | I | I | | 88 |
| GS, MA type Side Stand | I | | | | I | | I | | I | I | | 86 |
| TH type Side Stand | | | | | I | | I | | I | I | | 86 |
| Suspension | ↔ | | | | I | | I | | I | I | | – |
| Nuts, Bolts, Fasteners | ↔ | | | | I | | I | | I | I | | – |
| Wheels/Tyres | ✂ I | | | | I | | I | | I | I | | 64 |
| Steering Head Bearings | ✂ | | | | I | | I | | I | I | | – |

Notes:

*1 : At higher odometer reading, repeat at the frequency interval established here.

*2 : Service more frequently when riding in unusually wet or dusty areas.

*3 : Service more frequently when riding in rain or at full throttle.

*4 : Replacement requires mechanical skill.