









Items	Pre-ride Check ➔ P. 45	Frequency*1								Annual Check	Regular Replace	Refer to page
		× 1,000 km	1	6	12	18	24	30	36			
		× 1,000 mi	0.6	4	8	12	16	20	24			
Fuel Line				I	I	I	I	I	I	I		-
Fuel Level		I										34
Throttle Operation		I		I	I	I	I	I	I	I		75
Air Cleaner*2						R				R		54
Crankcase Breather*3				C	C	C	C	C	C	C		76
Spark Plug				I	R	I	R	I	R			61
Valve Clearance				I	I	I	I	I	I			-
Engine Oil		I		R	R	R	R	R	R	R	R	64
Engine Oil Strainer Screen						C		C		C		65
Engine Idle Speed				I	I	I	I	I	I	I		-
Drive Belt						I		R		I		-






























































































### Maintenance Level

-  : Intermediate. We recommend service by your dealer, unless you have the necessary tools and are mechanically skilled. Procedures are provided in an official Honda Shop Manual.
-  : Technical. In the interest of safety, have your scooter serviced by your dealer.

### Maintenance Legend

- I** : Inspect (clean, adjust, lubricate, or replace if necessary)
- R** : Replace
- C** : Clean

## Maintenance Schedule

Items	Pre-ride Check P. 45	Frequency*1								Annual Check	Regular Replace	Refer to page	
		× 1,000 km	1	6	12	18	24	30	36				
		× 1,000 mi	0.6	4	8	12	16	20	24				
Final Drive Oil*4												2 Years	–
Brake Fluid*4												2 Years	68
Brake Shoes/Pads Wear													69, 73
Brake System													68
Brake Lock Operation													–
Headlight Aim													77
Lights/Horn													–
Clutch Shoes Wear													–
Side Stand													74
Suspension													–
Nuts, Bolts, Fasteners													–
Wheels/Tyres													51
Steering Head Bearings													–

### Notes:

\*1 : At higher odometer reading, repeat at the frequency interval established here.

\*2 : Service more frequently when riding in unusually wet or dusty areas.

\*3 : Service more frequently when riding in rain or at full throttle.

\*4 : Replacement requires mechanical skill.