












# Maintenance Schedule

Items	Pre-ride Check P. 54	Frequency *1						Annual Check	Regular Replace	Refer to page
		× 1,000 km	1	12	24	36	48			
		× 1,000 mi	0.6	8	16	24	32			
Fuel Line				<b>L</b>	<b>L</b>	<b>L</b>	<b>L</b>	<b>I</b>		-
Fuel Level		<b>I</b>								46
Throttle Operation		<b>I</b>		<b>I</b>	<b>I</b>	<b>I</b>	<b>I</b>	<b>I</b>		95
Air Cleaner *2					<b>R</b>		<b>R</b>			65
Crankcase Breather *3				<b>C</b>	<b>C</b>	<b>C</b>	<b>C</b>			96
Spark Plug					<b>I</b>		<b>R</b>			-
Valve Clearance					<b>I</b>		<b>I</b>			-
Engine Oil		<b>I</b>		<b>R</b>	<b>R</b>	<b>R</b>	<b>R</b>	<b>R</b>	<b>R</b>	78
Engine Oil Filter			<b>R</b>		<b>R</b>		<b>R</b>			80
Engine Idle Speed				<b>I</b>	<b>I</b>	<b>I</b>	<b>I</b>	<b>I</b>		-
Radiator Coolant *4		<b>I</b>		<b>I</b>	<b>I</b>	<b>I</b>	<b>I</b>	<b>I</b>	3 Years	82
Cooling System				<b>I</b>	<b>I</b>	<b>I</b>	<b>I</b>	<b>I</b>		-
Secondary Air Supply System					<b>I</b>		<b>I</b>			-
Evaporative Emission Control System					<b>I</b>		<b>I</b>			-

## Maintenance Level

-  : Intermediate. We recommend service by your dealer, unless you have the necessary tools and are mechanically skilled. Procedures are provided in an official Honda Shop Manual.
-  : Technical. In the interest of safety, have your motorcycle serviced by your dealer.

## Maintenance Legend

- I** : Inspect (clean, adjust, lubricate, or replace, if necessary)
- C** : Clean
- R** : Replace
- L** : Lubricate

Items	Pre-ride Check P. 54	Frequency *1					Annual Check	Regular Replace	Refer to page	
		× 1,000 km	1	12	24	36				48
		× 1,000 mi	0.6	8	16	24				32
Drive Chain	I	Every 1,000 km (600 mi): I L							88	
Drive Chain Slider			I	I	I	I			91	
Brake Fluid *4	I		I	I	I	I	I	2 Years	84	
Brake Pads Wear	I		I	I	I	I	I		85	
Brake System			I	I	I	I	I		54	
Brakelight Switch			I	I	I	I	I		86	
Headlight Aim			I	I	I	I	I		97	
Lights/Horn	I								-	
Engine Stop Switch	I								40	
Clutch System	I		I	I	I	I	I		92	
Side Stand	I		I	I	I	I	I		87	
Suspension			I	I	I	I	I		-	
Nuts, Bolts, Fasteners			I	I	I	I	I		-	
Wheels/Tyres	I		I	I	I	I	I		62	
Steering Head Bearings			I	I	I	I	I		-	

**Notes:**

\*1 : At higher odometer reading, repeat at the frequency interval established here.

\*2 : Service more frequently when riding in unusually wet or dusty areas.

\*3 : Service more frequently when riding in rain or at full throttle.

\*4 : Replacement requires mechanical skill.