

Items	Pre-ride Check ➡ P. 43	Frequency *1								Annual Check	Regular Replace	Refer to page
		× 1,000 km	1	6	12	18	24	30	36			
		× 1,000 mi	0.6	4	8	12	16	20	24			
Fuel Line	🔧				I		I		I	I		-
Fuel Level	I											-
Throttle Operation	🔧	I			I		I		I	I		74
Air Cleaner *2	🔧					R			R			53
Spark Plug	🔧						R					-
Valve Clearance	🔧						I					-
Engine Oil	I		R		R		R		R	R		59
Engine Oil Filter			R				R					59
Engine Idle Speed	🔧				I		I		I	I		-
Radiator Coolant *3	I				I		I		I	I	3 Years	61
Cooling System	🔧				I		I		I	I		-
Secondary Air Supply System	🔧						I					-





### Maintenance Level

- 🔧 : Intermediate. We recommend service by your dealer, unless you have the necessary tools and are mechanically skilled. Procedures are provided in an official Honda Shop Manual.
- 🔧✂️ : Technical. In the interest of safety, have your motorcycle serviced by your dealer.

### Maintenance Legend

- I : Inspect (clean, adjust, lubricate, or replace, if necessary)
- L : Lubricate
- R : Replace

## Maintenance Schedule

Items	Pre-ride Check P. 43	Frequency *1								Annual Check	Regular Replace	Refer to page	
		× 1,000 km	1	6	12	18	24	30	36				
		× 1,000 mi	0.6	4	8	12	16	20	24				
Drive Chain	I		Every 1,000 km (600 mi): I L										67
Drive Chain Slider				I	I	I	I	I	I			70	
Brake Fluid *3	I			I	I	I	I	I	I	I	2 Years	63	
Brake Pads Wear	I			I	I	I	I	I	I	I		64	
Brake System					I		I		I	I		43	
Brakelight Switch					I		I		I	I		65	
Headlight Aim					I		I		I	I		75	
Lights/Horn	I											-	
Engine Stop Switch	I											-	
Clutch System	I			I	I	I	I	I	I	I		71	
Side Stand	I				I		I		I	I		66	
Suspension					I		I		I	I		77	
Nuts, Bolts, Fasteners					I		I		I	I		-	
Wheels/Tyres		I			I		I		I	I		51	
Steering Head Bearings					I		I		I	I		-	

### Notes:

\*1 : At higher odometer reading, repeat at the frequency interval established here.

\*2 : Service more frequently when riding in unusually wet or dusty areas.

\*3 : Replacement requires mechanical skill.