















Maintenance Schedule

IN, MA type





Items	Pre-ride Check P. 70	Frequency *1								Annual Check	Regular Replace	Refer to page
		× 1,000 km	1	6	12	18	24	30	36			
		× 1,000 mi	0.6	4	8	12	16	20	24			
Fuel Line					I		I		I	I		-
Fuel Level		I										-
Throttle Operation		I			I		I		I	I		103
Air Cleaner *2						R			R			81
Spark Plug					Every 24,000 km : I		Every 48,000 km : R					-
Valve Clearance									I			-
Engine Oil		I		R		R		R		R		88
Engine Oil Filter				R				R				88
Engine Idle Speed					I		I		I	I		-
Radiator Coolant *3		I			I		I		I	I	3 Years	90
Cooling System					I		I		I	I		-
Secondary Air Supply System							I					-

Maintenance Level

-  : Intermediate. We recommend service by your dealer, unless you have the necessary tools and are mechanically skilled. Procedures are provided in an official Honda Shop Manual.
-  : Technical. In the interest of safety, have your motorcycle serviced by your dealer.

Maintenance Legend

- I** : Inspect (clean, adjust, lubricate, or replace, if necessary)
- L** : Lubricate
- R** : Replace

Items	Pre-ride Check P. 70	Frequency *1								Annual Check	Regular Replace	Refer to page	
		× 1,000 km	1	6	12	18	24	30	36				
		× 1,000 mi	0.6	4	8	12	16	20	24				
Drive Chain	I		Every 1,000 km (600 mi): I L										96
Drive Chain Slider				I		I		I		I		99	
Brake Fluid *3	I			I	I	I	I	I	I	I	2 Years	92	
Brake Pads Wear	I			I	I	I	I	I	I	I		93	
Brake System					I		I		I	I		70	
Brakelight Switch					I		I		I	I		94	
Headlight Aim					I		I		I	I		104	
Lights/Horn	I											-	
Engine Stop Switch	I											-	
Clutch System	I			I	I	I	I	I	I	I		100	
Side Stand	I				I		I		I	I		95	
Suspension					I		I		I	I		106	
Nuts, Bolts, Fasteners					I		I		I	I		-	
Wheels/Tyres		I			I		I		I	I		78	
Steering Head Bearings					I		I		I	I		-	

Notes:

*1 : At higher odometer reading, repeat at the frequency interval established here.

*2 : Service more frequently when riding in unusually wet or dusty areas.

*3 : Replacement requires mechanical skill.