












Items	Pre-ride Check ➔ P. 37	Frequency *1								Annual Check	Regular Replace	Refer to page	
		× 1,000 km	1	6	12	18	24	30	36				
		× 1,000 mi	0.6	4	8	12	16	20	24				
Fuel Line				I	I	I	I	I	I	I			-
Fuel Level		I											28
Fuel Strainer Screen				C	C	C	C	C	C	C			-
Throttle Operation		I		I	I	I	I	I	I	I			73
Air Cleaner *2						R				R			47
Crankcase Breather *3				C	C	C	C	C	C	C			74
Spark Plug				I	R	I	R	I	R				54
Valve Clearance				I	I	I	I	I	I				-
Engine Oil		I		R	R	R	R	R	R	R	R		56
Engine Oil Strainer Screen						C		C		C			-
Engine Oil Centrifugal filter						C		C		C			-
Engine Idle Speed				I	I	I	I	I	I	I			-
Secondary Air Supply System							I			I			-













### Maintenance Level

-  : Intermediate. We recommend service by your dealer, unless you have the necessary tools and are mechanically skilled. Procedures are provided in an official Honda Shop Manual.
-  : Technical. In the interest of safety, have your motorcycle serviced by your dealer.

### Maintenance Legend

- I** : Inspect (clean, adjust, lubricate, or replace, if necessary)
- R** : Replace
- C** : Clean
- L** : Lubricate

## Maintenance Schedule

Items	Pre-ride Check P. 37	Frequency *1								Annual Check	Regular Replace	Refer to page
		× 1,000 km	1	6	12	18	24	30	36			
		× 1,000 mi	0.6	4	8	12	16	20	24			
Secondary Air Supply Pair Filter *4									<b>R</b>		3 years	–
Drive Chain		Every 500 km (300 mi) <b>I L</b>										68
Brake Fluid *4 (AFS110MCS)				<b>I</b>	<b>I</b>	<b>I</b>	<b>I</b>	<b>I</b>	<b>I</b>	<b>I</b>	2 years	59
Brake Shoes Wear (AFS110MD)				<b>I</b>	<b>I</b>	<b>I</b>	<b>I</b>	<b>I</b>	<b>I</b>	<b>I</b>		65
Brake Shoes/Pads Wear (AFS110MCS)				<b>I</b>	<b>I</b>	<b>I</b>	<b>I</b>	<b>I</b>	<b>I</b>	<b>I</b>		60, 65
Brake System			<b>I</b>	<b>I</b>	<b>I</b>	<b>I</b>	<b>I</b>	<b>I</b>	<b>I</b>	<b>I</b>		59
Brakelight Switch				<b>I</b>	<b>I</b>	<b>I</b>	<b>I</b>	<b>I</b>	<b>I</b>	<b>I</b>		66
Headlight Aim				<b>I</b>	<b>I</b>	<b>I</b>	<b>I</b>	<b>I</b>	<b>I</b>	<b>I</b>		75
Lights/Horn												–
Clutch System			<b>I</b>	<b>I</b>	<b>I</b>	<b>I</b>	<b>I</b>	<b>I</b>	<b>I</b>	<b>I</b>		–
Side Stand				<b>I</b>	<b>I</b>	<b>I</b>	<b>I</b>	<b>I</b>	<b>I</b>	<b>I</b>		67
Suspension				<b>I</b>	<b>I</b>	<b>I</b>	<b>I</b>	<b>I</b>	<b>I</b>	<b>I</b>		–
Nuts, Bolts, Fasteners			<b>I</b>		<b>I</b>		<b>I</b>		<b>I</b>	<b>I</b>		–
Wheels/Tyres		<b>I</b>		<b>I</b>	<b>I</b>	<b>I</b>	<b>I</b>	<b>I</b>	<b>I</b>	<b>I</b>		44
Steering Head Bearings					<b>I</b>		<b>I</b>		<b>I</b>	<b>I</b>		–

### Notes:

\*1 : At higher odometer reading, repeat at the frequency interval established here.

\*2 : Service more frequently when riding in unusually wet or dusty areas.

\*3 : Service more frequently when riding in rain or at full throttle.

\*4 : Replacement requires mechanical skill.