












Items		Pre-ride Check P. 37	Frequency *1								Annual Check	Regular Replace	Refer to page	
			× 1,000 km	1	6	12	18	24	30	36				
			× 1,000 mi	0.6	4	8	12	16	20	24				
Fuel Line					I	I	I	I	I	I	I			-
Fuel Level		I												28
Fuel Strainer Screen					C	C	C	C	C	C	C			-
Throttle Operation		I			I	I	I	I	I	I	I			73
Air Cleaner *2							R				R			47
Crankcase Breather *3					C	C	C	C	C	C	C			74
Spark Plug					I	R	I	R	I	R				54
Valve Clearance					I	I	I	I	I	I				-
Engine Oil		I		R	R	R	R	R	R	R	R	R		56
Engine Oil Strainer Screen							C		C		C			-
Engine Oil Centrifugal filter							C		C		C			-
Engine Idle Speed					I	I	I	I	I	I	I			-
Secondary Air Supply System								I			I			-































































































Maintenance Level

-  : Intermediate. We recommend service by your dealer, unless you have the necessary tools and are mechanically skilled. Procedures are provided in an official Honda Shop Manual.
-  : Technical. In the interest of safety, have your vehicle serviced by your dealer.

Maintenance Legend

- I** : Inspect (clean, adjust, lubricate, or replace, if necessary)
- R** : Replace
- C** : Clean
- L** : Lubricate

Maintenance Schedule

Items	Pre-ride Check P. 37	Frequency *1								Annual Check	Regular Replace	Refer to page
		× 1,000 km	1	6	12	18	24	30	36			
		× 1,000 mi	0.6	4	8	12	16	20	24			
Secondary Air Supply Pair Filter *4									R		3 years	–
Drive Chain		Every 500 km (300 mi) I L										68
Brake Fluid *4 (AFS110MCS)											2 years	59
Brake Shoes Wear (AFS110MD)												65
Brake Shoes/Pads Wear (AFS110MCS)												60, 65
Brake System												59
Brakelight Switch												66
Headlight Aim												75
Lights/Horn												–
Clutch System												–
Side Stand												67
Suspension												–
Nuts, Bolts, Fasteners												–
Wheels/Tyres												44
Steering Head Bearings												–

Notes:

*1 : At higher odometer reading, repeat at the frequency interval established here.

*2 : Service more frequently when riding in unusually wet or dusty areas.

*3 : Service more frequently when riding in rain or at full throttle.

*4 : Replacement requires mechanical skill.